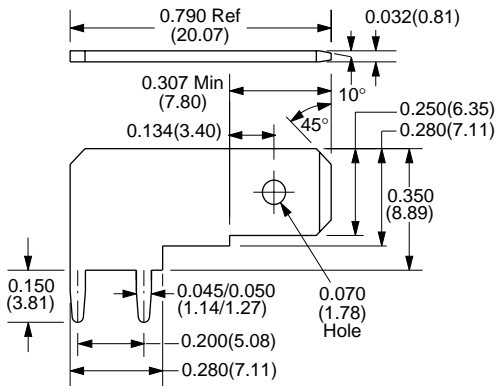
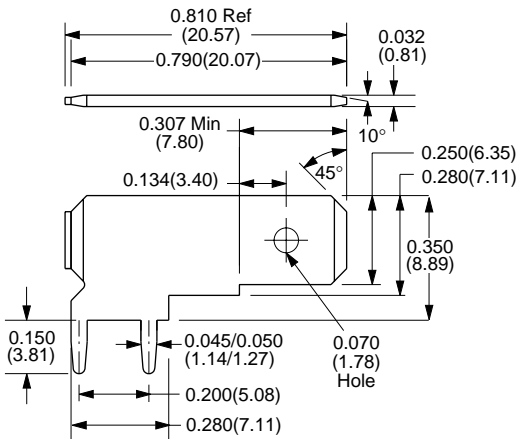


0.250" (6.35mm) Quick Disconnect Terminals



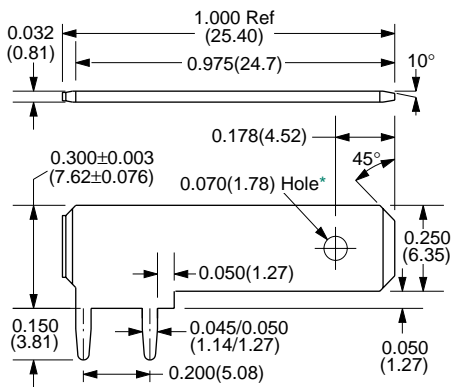
Loose Part No.	901
Reeled Part No.	N/A (see P/N 6901-6)
Mounting Type	Outward or Inward Splay
Material Thickness/ Type	0.032" (0.81mm) Brass
Standard Finish	100% Matt Tin over Copper
Mounting Hole Diameter	0.058" ±0.003" (1.47mm ±0.076mm)
Applicator System	Loose: ZPT92-250

For exact finish specifications and available special finishes, see Finish Table (page 91).



Loose Part No.	N/A (see P/N 901)
Reeled Part No.	6901-6
Mounting Type	Outward or Inward Splay
Material Thickness/ Type	0.032" (0.81mm) Brass
Standard Finish	95/5 Matt Tin/Lead over Copper
Mounting Hole Diameter	0.058" ±0.003" (1.47mm ±0.076mm)
Applicator System	Reeled: Model 9700, 9718

For exact finish specifications and available special finishes, see Finish Table (page 91).



Reeled Part No.	6080-6	6152-6
Mounting Type	Outward or Inward Splay	
Material Thickness/ Type	0.032" (0.81mm) Brass	0.032" (0.81mm) Brass
Standard Finish	Reeled: 95/5 Matt Tin/Lead over Copper	
Mounting Hole Diameter	0.058" ±0.003" (1.47mm ±0.076mm)	0.058" ±0.003" (1.47mm ±0.076mm)
Applicator System	Loose: ZPT92-1080 Reeled: Model 9700, 9718	

(*Also available with no hole, P/N 6152-6)

For exact finish specifications and available special finishes, see Finish Table (page 91).